

LEVEL TWO

REGISTRATION AREAS/PRE-FUNCTION SPACES	
2nd FLOOR ESCALATOR LOBBIES	6,600 sq. ft. each lobby
2nd FLOOR ATRIUM LOBBY (near 200A-J)	12,580 sq. ft.

← THIRD AVENUE SOUTH →

FIRST AVENUE SOUTH →

PARKING



Outdoor Plaza/
Underground Parking

GRANT STREET

SECOND AVENUE SOUTH

12TH STREET SOUTH

IMAGE NOT
TO SCALE

LEVEL ONE

← Skyway to Ivy, Hilton and Downtown Hotels

Skyway to Millennium & Hyatt Hotels

West Skyway
Access by
Elevator and Escalator
from Level 1

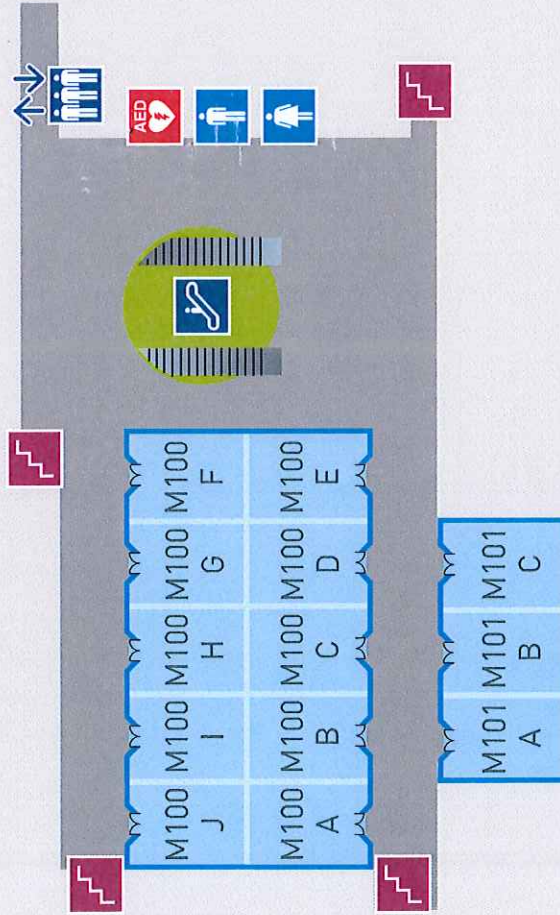
East Skyway
Access by
Elevator and Escalator
from Level 1

MEZZANINE MEETING ROOMS




Area	Square Feet	Dimensions (Feet, L x W)	Ceiling Height	Theater Capacity	Classroom Capacity	Banquet Capacity	Reception	10' x 10' Booths
M100 A-J (each section)	12,201 1,176	83' x 29' 42' x 28'	12' (10'5" to light fixture)	1,849 148	928 72	910 60	1,366 132	62 N/A
M101 A-C (each section)	3,420 1,140	38' x 90' 38' x 30'	12' 12'	507 147	236 72	240 60	377 124	- -

REGISTRATION AREA / PRE-FUNCTION SPACE

Mezzanine Lobby 11,200 sq. ft.



LEGEND

-  Restrooms
-  Escalators (All Levels)
-  Elevators (All Levels)
-  Stairs (Levels 1 & 2)
-  Emergency Stairs
-  Automated External Defibrillator

MEZZANINE LEVEL

EXHIBIT HALL A / BALLROOM

Area	Square Feet	Dimensions (Feet, L x W)	Ceiling Height	Theater Capacity	Classroom Capacity	Banquet Capacity	Reception	10' x 10' Booths
Exhibit Hall A	99,000	300' x 299' 6"	29'10"	7,000	5,000	6,000	10,000	554
Exhibit Hall A Ballroom	54,550	183' x 299'	29'10"	5,000	3,200	3,360	4,800	300

LOWER LEVEL MEETING ROOMS

Area	Square Feet	Dimensions (Feet, L x W)	Ceiling Height	Theater Capacity	Classroom Capacity	Banquet Capacity	Reception	10' x 10' Booths
L100 A-J	14,847	101' x 147'	18'	2,184	1,160	1,040	1,652	75
Each Section	1,450	50' x 29'	16'8" to light fixture	193	96	80	160	N/A

LEGEND

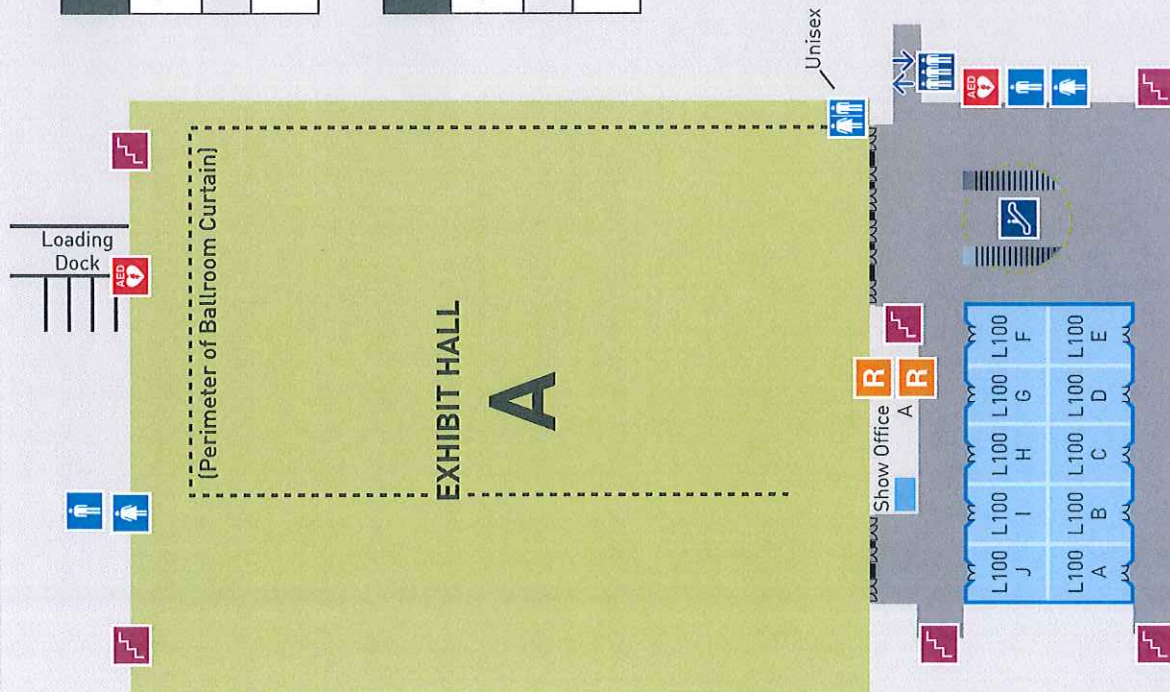
- Restrooms
- Escalators (All Levels)
- Elevators (All Levels)
- Stairs (Levels 1 & 2)
- Emergency Stairs
- Automated External Defibrillator
- Refreshments

REGISTRATION AREA / PRE-FUNCTION SPACE

Lower Level Lobby 12,580 sq. ft.

SHOW OFFICE A

Square Feet	Dimensions (Feet)	Ceiling Height
281'	30'2" x 9'4"	9'4"



LOWER LEVEL