

MEETING ROOM LEVEL

ROOM SPECIFICATIONS

Setup capacities are only estimates based on architectural drawings. Staging and other equipment will affect room set maximums.

LEGEND

- Exhibit Halls
- Meeting Rooms
- Ballrooms
- Prefunction
- Restrooms
- Food Service
- Stairs/Escalator
- Nursing Room
- Emergency Exits

Rooms	Square Feet	Ceiling	Dimension	Theatre	Classroom*	Banquet*	Rooms	Square Feet	Ceiling	Dimension	Theatre	Classroom*	Banquet*	Rooms	Square Feet	Ceiling	Dimension	Theatre	Classroom*	Banquet*
205	2,907	14'	53' x 54'	264	160	180	213A	1,059	13'	37' x 27'	98	40	70	Cantilever, 220	3,722	17'	70' x 56'	320	180	250
206	3,400	14'	53' x 65'	336	204	230	213B	1,217	13'	37' x 32'	126	60	80	221	9,335	14'-16'	144' x 64'	856	480	650
206A	1,876	14'	53' x 37'	161	72	100	214	9,518	17'	74' x 127'	1,054	600	630	221A	2,653	14'-16'	40' x 64'	243	136	180
206B	1,525	14'	53' x 27'	161	72	80	214A	2,520	17'	74' x 33'	297	152	160	221B	1,931	14'-16'	30' x 64'	177	100	120
207	3,170	14'	53' x 58'	330	192	200	214B	2,234	17'	74' x 29'	248	152	150	221C	1,930	14'-16'	30' x 64'	177	100	120
207A	1,592	14'	53' x 29'	161	104	100	214C	2,234	17'	74' x 29'	248	152	150	221D	2,821	14'-16'	44' x 64'	259	144	160
207B	1,579	14'	53' x 29'	161	96	100	214D	2,520	17'	74' x 33'	297	152	160	222	851	15'-16'	33'x16'x34'	68	28	60
208	1,067	14'	37' x 28'	105	48	60	215	1,252	13'	25' x 50'	126	64	70	223	1,214	15'-16'	34' x 34'	111	50	90
209	1,387	12'	28' x 52'	148	68	90	216	2,068	16'	32' x 65'	205	132	160	224	1,400	15'-16'	48' x 28'	128	72	100
210	2,237	13'	37' x 59'	210	116	140	216A	1,299	16'	32' x 41'	130	80	90	225	7,629	14'-16'	59' x 130'	700	432	560
210A	1,178	13'	37' x 31'	128	68	80	216B	769	16'	32' x 24'	70	36	50	225A	1,717	14'-16'	57' x 30'	158	88	120
210B	1,059	13'	37' x 27'	112	68	80	217	10,962	17'	74' x 147'	1,184	716	720	225B	1,788	14'-16'	59' x 30'	170	90	100
211	1,373	12'	28' x 52'	144	68	90	217A	3,224	17'	74' x 43'	363	200	230	225C	1,784	14'-16'	59' x 30'	170	90	100
212	2,231	13'	37' x 59'	218	116	150	217B	2,256	17'	74' x 30'	264	100	150	225D	2,367	14'-16'	59' x 40'	217	122	160
212A	1,048	13'	37' x 27'	98	40	70	217C	2,228	17'	74' x 29'	264	100	150	Tower View	14,931	70'	64' x 238'			680
212B	1,182	13'	37' x 32'	112	40	80	217D	3,254	17'	74' x 43'	363	200	230	Park View	12,810	27'	211' x 61'			570
213	2,277	13'	37' x 59'	218	116	150	218	1,113	13'	25' x 44'	115	60	60	O'Gorman Terrace	2,245		40' x 50'			120

*Classroom set includes 4 chairs per table
*Banquet set includes 10 chairs per table

AUXILIARY OFFICE SPACE OR STORAGE ROOMS

2143 – 11.5' x 9'

Adjacent to 216

2144 – 10.7' x 9.5'

Adjacent to 216

2149 – 10.5' x 10'

Adjacent to 218

2150 – 14.5' x 10'

Adjacent to 218



STREET LEVEL

ROOM SPECIFICATIONS

Setup capacities are only estimates based on architectural drawings. Staging and other equipment will affect room set maximums.

Rooms	Square Feet	Ceiling	Dimension	Theatre	Classroom*	Reception	Banquet*	Rooms	Square Feet	Ceiling	Dimension	Theatre	Classroom*	Reception	Seating Capacity	Banquet*
Exhibit Hall 1	86,878	35'	323' x 260'	7,812	4,576	7,900	4,600	Bridge Hall	16,628	24'	112' x 148'	1,470	944	1,662	—	950
Exhibit Hall 2	183,712	35'	381' x 490'	14,300	8,428	16,000	8,480	West Registration	8,947	17'	78' x 119'	—	—	—	—	—
Exhibit Hall 3	95,930	35'	362' x 265'	6,600	3,816	7,200	4,550	Lila Cockrell Theatre	—	—	—	2,317	—	—	—	—
Exhibit Hall 4A	65,768	35'	240' x 268'	4,395	2,476	4,900	3,540	Main Lobby	39,000	—	—	—	—	—	—	—
Exhibit Hall 4B	65,028	35'	286' x 268'	3,625	2,040	4,000	2,920	West Lobby	6,400	—	—	—	—	—	—	—
								Market Café	6,289	—	—	—	—	—	60	—
								Broken Crust Café	5,120	—	—	—	—	—	140	—
								El Puente Café	2,440	—	—	—	—	—	36	—
								Grab & Go	900	—	—	—	—	—	42	—

*Classroom set includes 4 chairs per table
 **Banquet set includes 10 chairs per table
 *Does not include built in seats

LEGEND

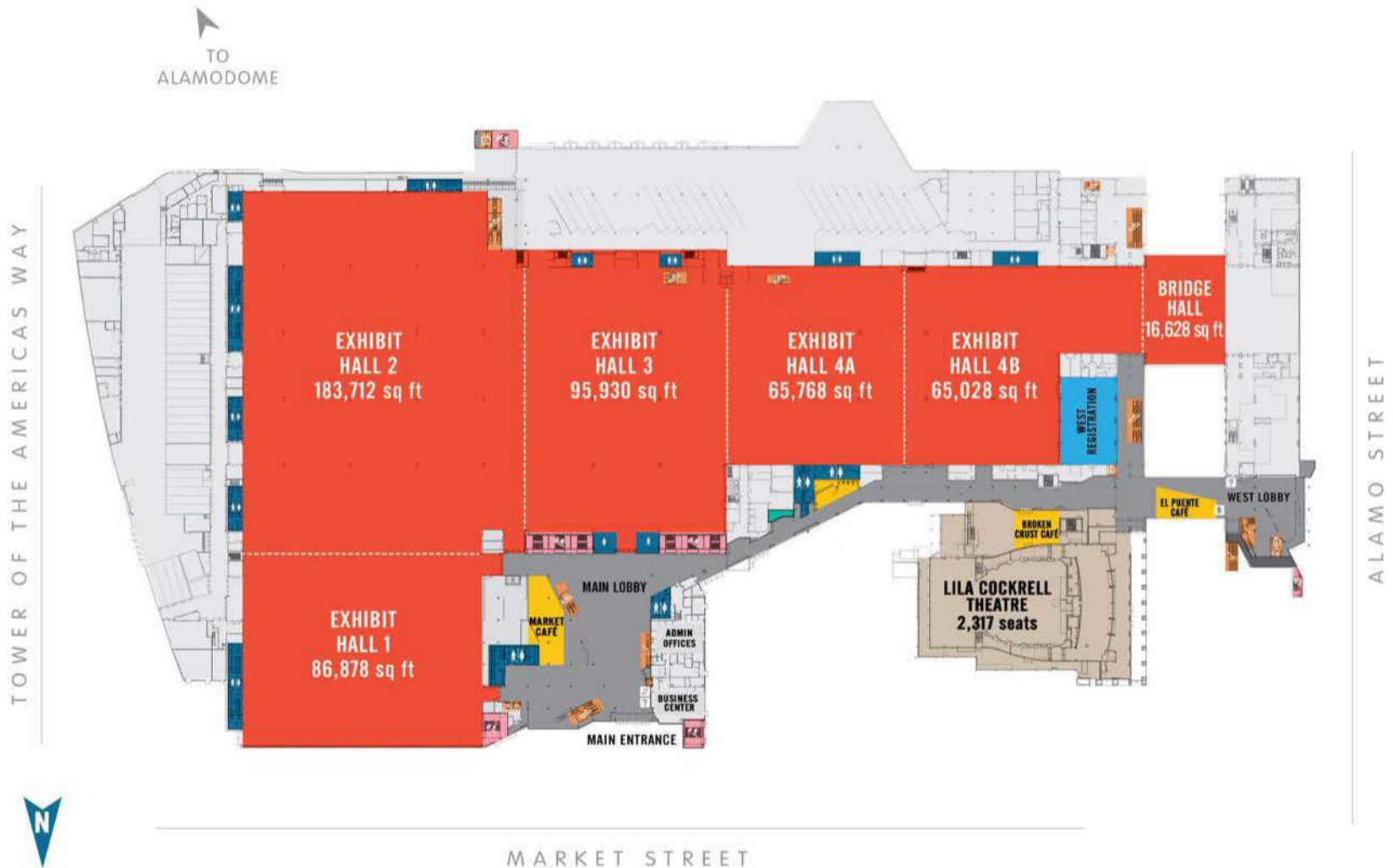
- Exhibit Halls
- Meeting Rooms
- Ballrooms
- Prefunction
- Restrooms
- Food Service
- Stairs/Escalator
- Nursing Room
- Emergency Exits

NURSING ROOMS

- 1212** - Located in the Lobby Corridor (Street Level)
- 2137** - Located adjacent to Room 215 (Meeting Room Level)

AUXILIARY OFFICE SPACE OR STORAGE ROOMS

- 1109** - 14' x 14'
West Registration
- H35** - 18.10' x 17.7'
Exhibit Hall 4A - Southeast base of escalators
- H38** - 20.4' x 9.10'
Exhibit Hall 4A - Southeast under escalators
- H3-02** - 20.4' x 9.10'
Exhibit Hall 3 - Southwest under escalators
- H62** - 27.2' x 12.6'
Exhibit Hall 4B - Northwest near air wall (carpeted)
- H1-02** - 15.3' x 14.4'
Exhibit Hall 1 - Northwest Area near entrance
- H2-01** - 24.6' x 11.8'
Exhibit Hall 2 - Northwest Area near entrance
- H2-04** - 18.6' x 18.7'
Exhibit Hall 2 - Southwest area near escalators



TOWER OF THE AMERICAS WAY

ALAMO STREET

MARKET STREET

RIVER LEVEL

ROOM SPECIFICATIONS

Setup capacities are only estimates based on architectural drawings. Staging and other equipment will affect room set maximums.

LEGEND

- Exhibit Halls
- Meeting Rooms
- Ballrooms
- Prefunction
- Restrooms
- Food Service
- Stairs/Escalator
- Emergency Exits

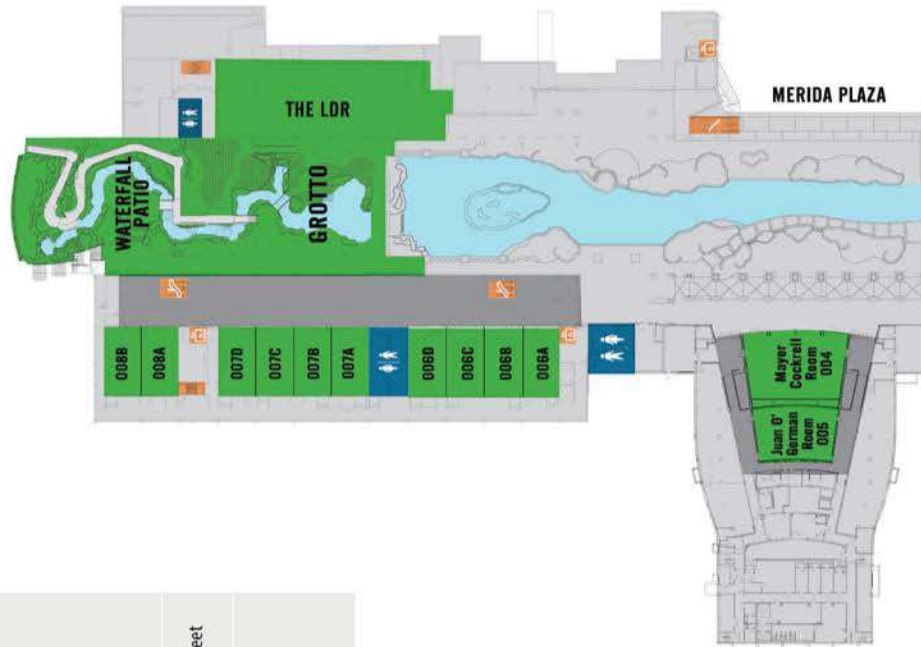
LILA COCKRELL THEATRE

Green Room – 28' x 19.2'

River Level behind 005

Rooms	Square Feet	Ceiling	Dimension	Theatre	Classroom*	Conference	Banquet*
004	4,287	16'	60' x 83'	332	224	68	240
005	2,614	12'-14'	42' x 67'	250	160	52	150
006	6,441	14'	59' x 118'	672	368	108	350
006 A-B-C-D ea.	1,633	14'	59' x 30'	160	96	44	100
007	6,362	14'	59' x 117'	672	368	108	350
007 A-B-C-D ea.	1,639	14'	59' x 30'	160	96	44	100
008	3,155	14'	59' x 58'	316	184	44	200
008 A & B ea.	1,565	14'	59' x 28'	158	96	44	80
The LDR	5,935	12' - 16'	105' x 151'	-	-	-	250
Grotto	15,810	13'	105' x 151'	-	-	-	320
Merida Plaza	6,300		79' x 80'	-	-	-	500

*Classroom set includes 4 chairs per table.
*Banquet set includes 10 chairs per table.



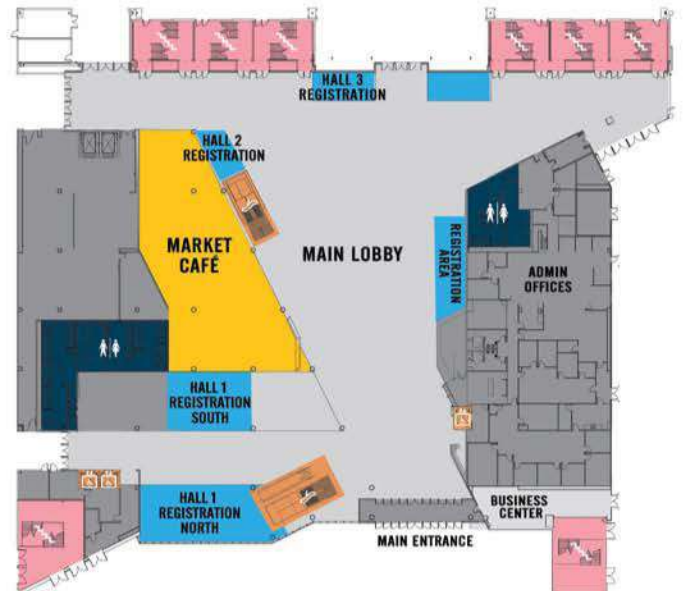
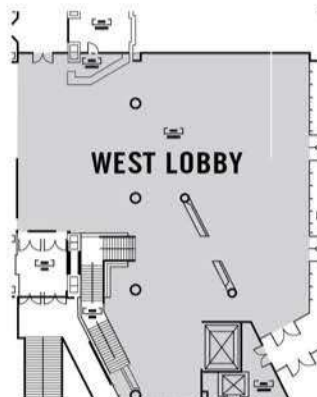
MARKET STREET

MAIN LOBBY & WEST LOBBY

(Street Level)

Setup capacities are only estimates based on architectural drawings. Staging and other equipment will affect room set maximums.

Rooms	Square Feet	Ceiling
Main Lobby	39,000	
West Lobby	6,400	
Market Café	6,289	
Hall 1 Registration North	2,088	20' 58' x 36'
Hall 1 Registration South	1,080	20' 30' x 36'
Hall 2 Registration	916	20' 42' x 20'
Hall 3 Registration East	462	40' 32' x 15'
Hall 3 Registration West	462	40' 32' x 15'



MARKET STREET

BALLROOM LEVEL

ROOM SPECIFICATIONS

Setup capacities are only estimates based on architectural drawings. Staging and other equipment will affect room set maximums.

LEGEND

- Exhibit Halls
- Meeting Rooms
- Ballrooms
- Prefunction
- Restrooms
- Food Service
- Stairs/Escalator
- Emergency Exits

	Square Feet	Ceiling	Dimension	Theatre	Classroom*	Reception*	Banquet**		Square Feet	Ceiling	Dimension	Theatre	Classroom*	Reception	Banquet**
-Stars at Night Ballroom	54,717	31'	286' x 197'	5,662	3,296	5,400	3,190	302	5,268	15' - 16'	88' x 58'	483	272	527	380
B1	17,742	31'	98' x 197'	1,845	1,072	1,700	1,060	302A	1,775	15' - 16'	29' x 58'	163	92	178	130
B2 & B3	19,420	31'	100' x 197'	2,031	1,180	1,900	1,160	302B	1,811	15' - 16'	30' x 58'	166	92	181	130
B4	17,177	31'	88' x 197'	1,787	1,040	1,700	1,060	302C	1,692	15' - 16'	29' x 58'	155	84	169	130
B1 & B2	27,547	31'	147' x 197'	2,995	1,740	2,800	1,600	303	4,885	15' - 16'	88' x 53'	448	252	489	370
B3 & B4	26,981	31'	138' x 197'	2,812	1,636	2,800	1,600	303A	1,637	15' - 16'	29' x 53'	150	84	164	120
HemisFair Ballroom	39,576	32' - 42'	179' x 232'	4,268	2,496	3,900	2,660	303B	1,689	15' - 16'	29' x 53'	155	84	169	120
C1	13,895	32' - 42'	179' x 82'	1,221	772	1,300	850	303C	1,559	15' - 16'	29' x 53'	143	80	156	120
C2	12,493	32' - 42'	174' x 67'	1,176	792	1,200	720	304	5,193	15' - 16'	88' x 57'	476	268	519	380
C3	13,837	32' - 42'	179' x 82'	1,221	772	1,300	850	304A	1,657	15' - 16'	29' x 57'	152	84	166	130
301	5,260	15' - 16'	87' x 58'	483	268	268	380	304B	1,795	15' - 16'	30' x 57'	165	92	180	130
301A	1,764	15' - 16'	29' x 58'	162	88	88	130	304C	1,741	15' - 16'	29' x 57'	160	88	174	130
301B	1,817	15' - 16'	30' x 58'	167	92	92	130	305	1,772	15' - 16'	28' x 61'	163	88	177	132
301C	1,679	15' - 16'	28' x 58'	154	84	84	130								

*Classroom set includes 4 chairs per table
 **Banquet set includes 10 chairs per table
 *Stars at Night Ballroom utilizes larger chairs



CONVENTION CENTER LEVELS

BALLROOM LEVEL

Stars at Night Ballroom
 HemisFair Ballroom
 Meeting Rooms 301-305



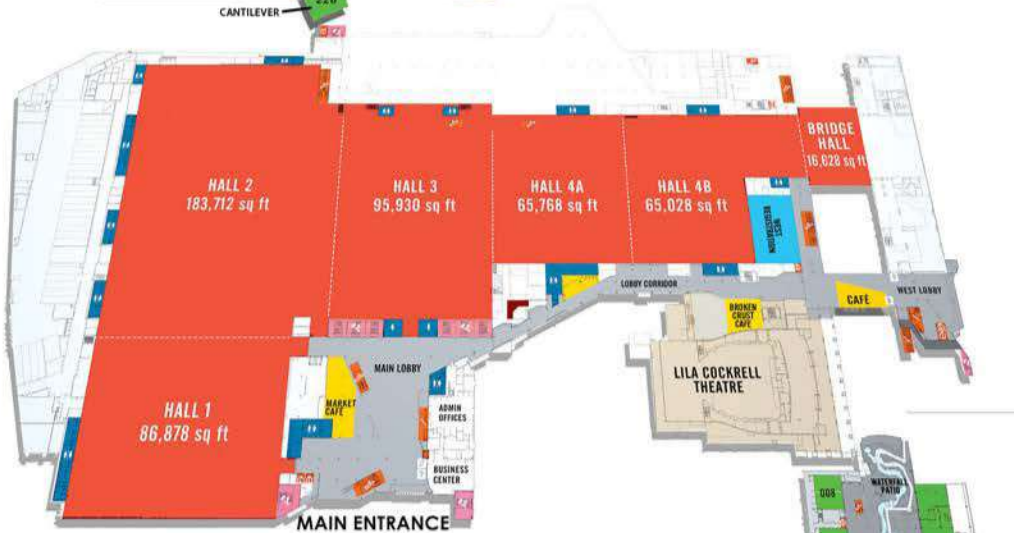
MEETING LEVEL

Meeting Rooms 205-225
 Cantilever Room
 O'Gorman Terrace



STREET LEVEL

Exhibit Halls 1-4B
 Bridge Hall
 Lila Cockrell Theatre
 Main Lobby/Business Center
 West Lobby
 Lobby Corridor



RIVER LEVEL

Meeting Rooms 004-008
 The LDR
 Grotto
 Merida Plaza



LEGEND

- Exhibit Halls
- Meeting Rooms
- Ballrooms
- Prefunction
- Restrooms
- Food Service
- Stairs/Escalator
- Nursing Room
- Emergency Exits

MARKET STREET

